

<b>Customer</b>					
<b>Order Date</b>		<b>Delivery w/c</b>		<b>Delivery Address</b>	<b>Purchase Order No.</b>
<b>Order placed by</b> <small>(BLOCK CAPITALS)</small>					<b>Customer /Job Ref.</b>
<b>Application</b> <small>(BRIEF DESCRIPTION)</small>				<b>Post Code</b>	<b>Quote Ref.</b>

ITEM	QTY	WIDTH incl. guides OR plus guides	HEIGHT incl. box OR plus box	LATH		BOX		OPERATION Crank / SPR + Lock / Motor / Motor + O-R	SIDE OF EXIT for MANUAL OVERRIDE A / B / C	GUIDE SIZE	PRE-DRILLED GUIDES		STANDOFF mm Packers / Box Section Please specify	SECURE SIDE OF CENTRE / PIN LOCK for spring & lock A / B	MOTOR Left/Right (see drawing below)	OVER DOORWAY Yes / No	PRICE (£)
				Type	Colour	Colour	Size				Face	Reveal					
1																	
2																	
3																	
4																	
5																	
6																	
7																	

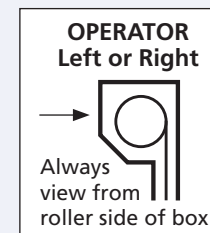
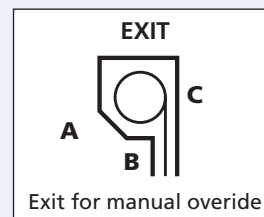
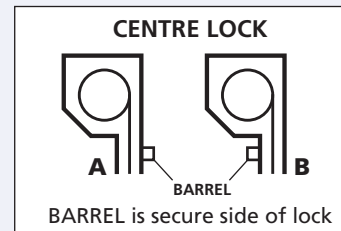
**LATH TYPE KEY**

- SG38S 38mm extruded SOLID
- SG38PU 38mm extruded PUNCHED
- SG38PE 38mm extruded PERFORATED
- SG41 41mm foam filled
- SG42 42mm extruded Solid
- SG44 44mm extruded solid
- SG55 55mm extruded Solid
- SG56 56mm extruded Punched
- SG77 77mm extruded punched
- SG84 84mm extruded punched

**EXTRAS**

DESCRIPTION	X	Shutter No.
Rod Crank		
Centre Lock		
Shoot Bolts		

DESCRIPTION	Qty
Remote Control Kit inc. Light	
Remote Control Kit excl. Light	
Key Switch	
Additional Transmitters	
Photo Cell Unit	
Group Command Unit 2/4/6/8	
Interlocking Bullet Controller	



**SPECIAL REQUIREMENTS**